








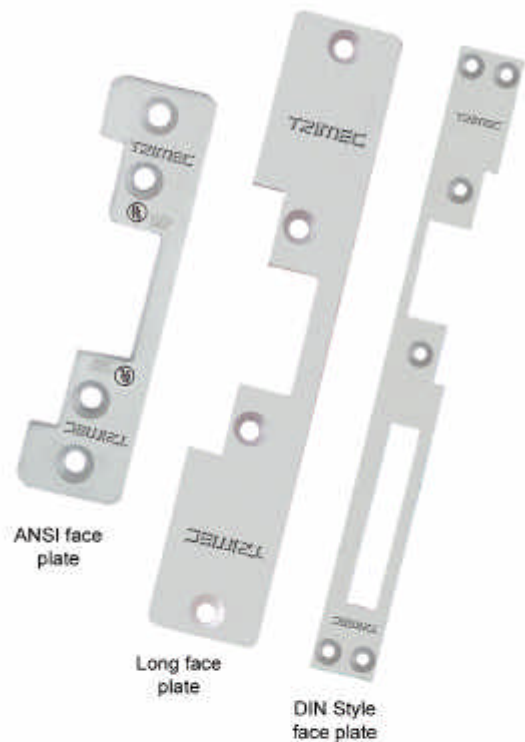
ES100

NON-MONITORED



The ES100 is the shallowest ANSI strike in the Trimec range with a body depth of only 30mm. This robust electric strike has a one-piece cast aluminium body with fewer moving parts than most strikes of its type, making it extremely reliable. The ES100 will accept latch lengths up to 15mm long, and offers the same level of security and reliability usually provided by more expensive electric locking solutions. A wide variety of face plate options are available upon request including DIN style face plates with integrated hole for deadbolt (see picture below).

-  **Power to Lock / Power to Open**
Changeable on-site
-  **Stainless Steel Striker**
Extra strength for latch
-  **Extra Security**
3 hardened locking pins
-  **Continuously Rated Solenoid**
Solenoid can be continuously powered
-  **Choice Of Face Plates**
Brushed anodised aluminum or brushed stainless steel
-  **Weather Resistant Option Available (IP56)**
-  **Suitable For 15mm Latches**
Based on 3mm door gap



TRIMEC

superior quality, design and innovation

An ASSA ABLOY Group company

20 MINUTE UL FIRE APPROVAL
AS4145.2 COMPLIANT

BS 5872 APPROVED
UL 1034 APPROVED
CE COMPLIANT

